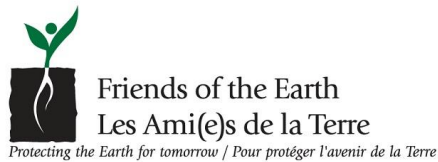


Ontario Omnibus Survey Report



December 2014

By:



Table of Contents

Methodology & Logistics	1
Executive Summary	2
Results by Question	5
Crosstabulations	6

METHODOLOGY & LOGISTICS

Background

- This report provides the research findings from an Ontario Omnibus survey conducted by Oraclepoll Research Limited. The survey was conducted with residents of the province of Ontario 18 years of age and older between the days of December 5th 2014 to December 9th 2014.

Study Sample

- A total of 1,000 interviews were conducted using person to person telephone interviewing by Oraclepoll's call research staff. The margin of error for this survey is $\pm 3.1\%$, 19/20 times.
- The randomized database used was inclusive of land lines as well as cell phone only residences.
- A total of 20% of all interviews were monitored and the management of Oraclepoll Research Limited supervised 100% for quality assurance.

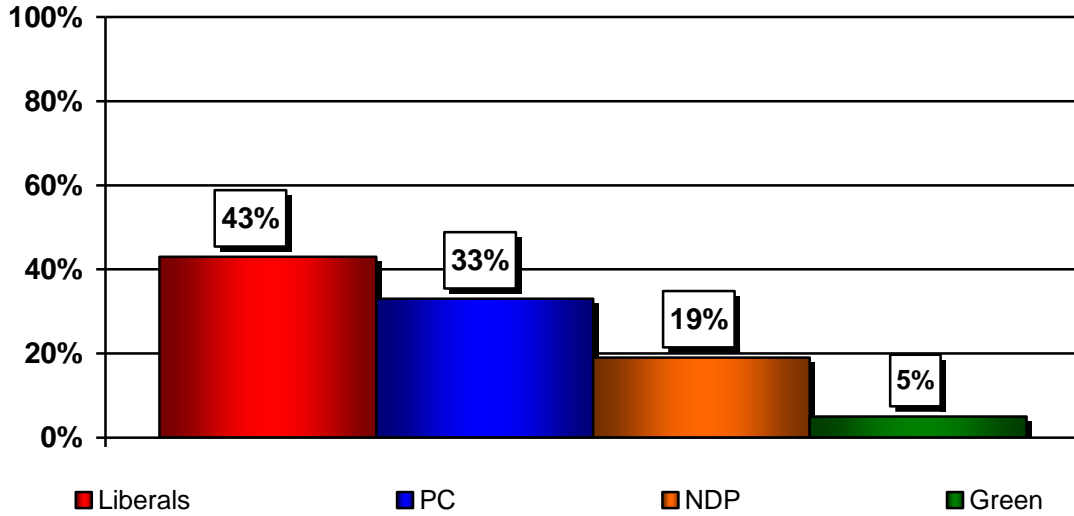
Logistics

- Initial calls were made between the hours of 6:00 p.m. and 9:00 p.m. Subsequent call-backs of no-answers and busy numbers were made up to 5 times (from 10:00 a.m. to 9:00 p.m.) until contact was made. In addition, telephone interview appointments were attempted with those respondents unable to complete the survey at the time of contact. If no contact was made at a number after the fifth attempt, the number was discarded and a new one was used.

EXECUTIVE SUMMARY

Provincial Vote Intent

“If a provincial Election were held today in Ontario which Party would you most likely vote for or would you be leaning towards?”

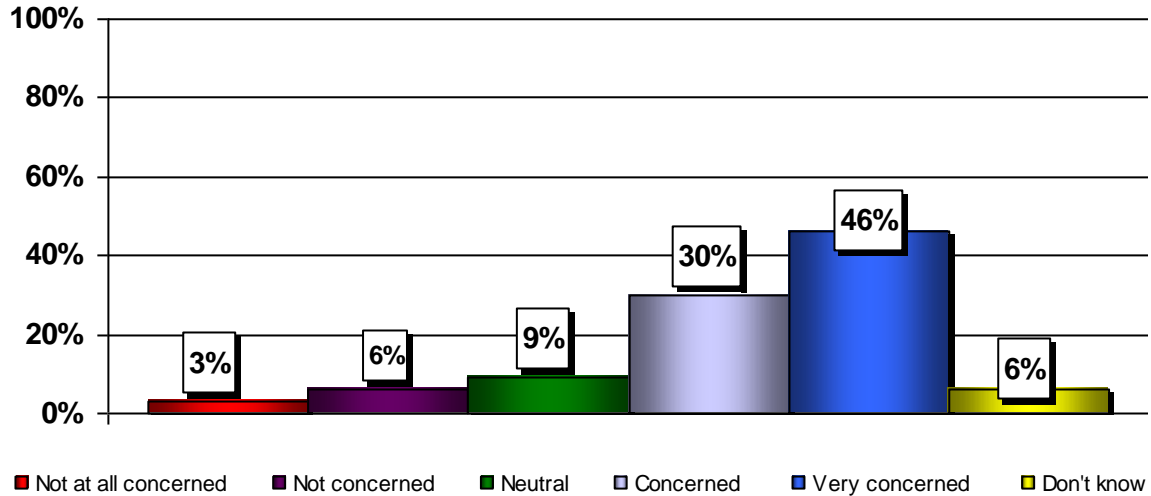


Among decided voters, the Liberals have the backing of 43% of the electorate, followed by PCs at 33%, while the NDP trail with 19% support and the Green Party have 5% of the vote.

Honey Bee Concern

The following question was first asked to respondents about their concern over the future health of bees in the province.

“How concerned are you about the future health of honey bees and wild bees in Ontario?”



More than three quarters of respondents or 76% claimed that they are concerned about the future of honey bees and wild bees in Ontario. This compares to only 9% that were unconcerned, while 9% had a neutral opinion (neither concerned nor unconcerned) and 6% did not know or were unsure.

Concern was highest in Niagara (83%), the GTA (80%) and the Southwest (80%). It should be noted that both Niagara and the Southwest are prime agricultural production areas in the province.

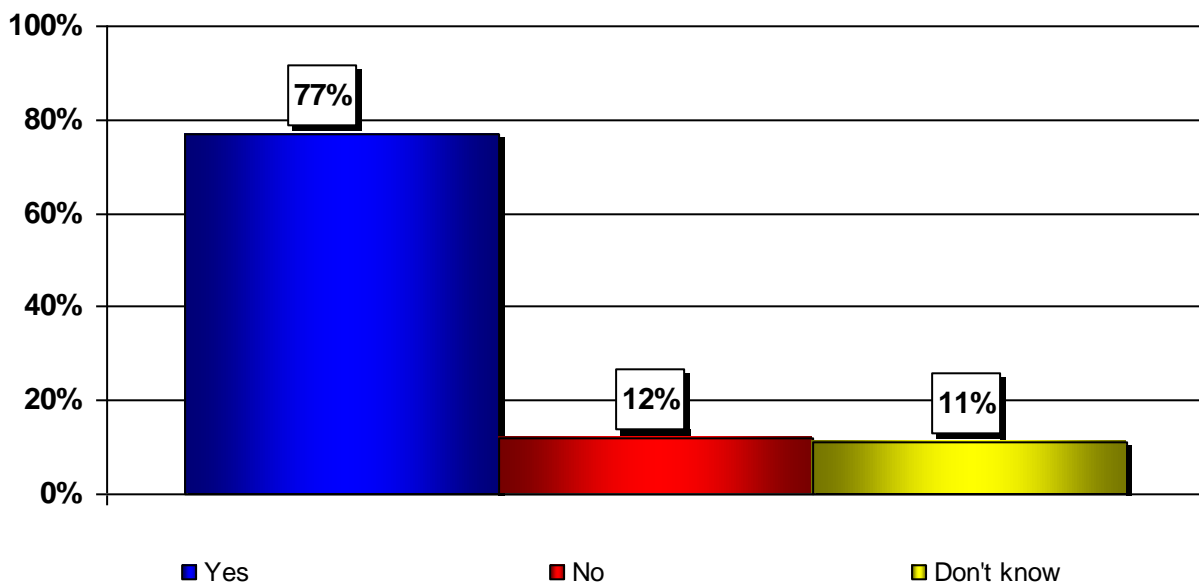
In addition, over 555 of rural respondents said there were “very concerned”.

Neonicotinoids

The following preamble was read to respondents and then they were asked if they felt the government was on track in its decision to limit the neonics by 80%.

“Currently, certain pesticides called neonicotinoids or neonics are used in the province for commercial agriculture. Research has proven that these pesticides have a negative and lethal impact on bee populations by accumulating in plant nectar, bee hives, water and soil. The government of Ontario has announced an 80% reduction of these chemicals which would allow farmers to use them only where they can prove that they are needed.”

“Do you feel that the government of Ontario is on the right track in limiting the use of neonics by 80% in an effort to save bees?”



A total of 77% of respondents feel that the government is on the right track in limiting the use of neonics by 80% in an effort to save bees.

Those most likely to be of the opinion that the government is on the right track are Green's (100%), Liberals (85%), followed by PC's (81%) and NDP supporters (80%).

Residents of the Southwest (85%), Toronto (81%) and Niagara (79%) were also more likely to state that the government is on the right track.

RESULTS BY QUESTION

DECIDED VOTE INTENT

If an Ontario provincial election was held today, which party would you most likely support or be leaning towards?

READ / ROTATE

	Percent
Liberal	43.0
PC	33.2
NDP	19.2
Green	4.5
Total	100.0

How concerned are you about the future health of honey bees and wild bees in Ontario? Please use a scale from one not at all concerned to five very concerned.

	Percent
1-not at all concerned	3.3
2-not concerned	6.0
3-neither concerned nor unconcerned	8.8
4-concerned	30.0
5-very concerned	45.6
Don't know	6.3
Total	100.0

Currently, certain pesticides called neonicotinoids or neonics are used in the province for commercial agriculture. Research has proven that these pesticides have a negative and lethal impact on bee populations by accumulating in plant nectar, bee hives, water and soil. The government of Ontario has announced an 80% reduction of these chemicals which would allow farmers to use them only where they can prove that they are needed.

Do you feel that the government of Ontario is on the right track in limiting the use of neonics by 80% in an effort to save bees?

	Percent
Yes	77.3
No	11.9
Don't know	10.8
Total	100.0

CROSTABULATIONS

	How concerned are you about the future health of honey bees and wild bees in Ontario? Please use a scale from one not at all concerned to five very concerned.					
	1-not at all concerned	2-not concerned	3-neutral	4-concerned	5-very concerned	Don't know
Central	5.0%	7.5%	2.5%	30.0%	50.0%	5.0%
Eastern	4.7%	7.8%	14.1%	26.6%	35.9%	10.9%
Metro	3.4%	8.0%	9.1%	10.2%	61.4%	8.0%
GTA	1.3%	2.5%	10.0%	40.0%	40.0%	6.3%
Niagara / Hamilton	1.3%	3.8%	8.8%	48.8%	33.8%	3.8%
Southwest	2.1%	8.3%	6.3%	30.2%	50.0%	3.1%
North	12.5%	3.1%	9.4%	18.8%	46.9%	9.4%

	How concerned are you about the future health of honey bees and wild bees in Ontario? Please use a scale from one not at all concerned to five very concerned.					
	1-not at all concerned	2-not concerned	3-neutral	4-concerned	5-very concerned	Don't know
Liberal	4.9%	4.9%	13.0%	35.0%	35.0%	7.3%
NDP	1.8%	3.6%	14.5%	30.9%	43.6%	5.5%
PC	3.2%	11.6%	2.1%	28.4%	48.4%	6.3%
Green			7.7%	30.8%	61.5%	

	How concerned are you about the future health of honey bees and wild bees in Ontario? Please use a scale from one not at all concerned to five very concerned.					
	1-not at all concerned	2-not concerned	3-neutral	4-concerned	5-very concerned	Don't know
Rural	2.3%	6.8%	10.2%	19.9%	55.7%	5.1%
Urban	4.1%	5.7%	8.1%	36.5%	40.9%	4.7%

	How concerned are you about the future health of honey bees and wild bees in Ontario? Please use a scale from one not at all concerned to five very concerned.					
	1-not at all concerned	2-not concerned	3-neutral	4-concerned	5-very concerned	Don't know
Male	1.9%	4.6%	3.7%	38.4%	44.4%	6.9%
Female	4.5%	7.2%	12.9%	23.1%	46.6%	5.7%

	How concerned are you about the future health of honey bees and wild bees in Ontario? Please use a scale from one not at all concerned to five very concerned.					
	1-not at all concerned	2-not concerned	3-neutral	4-concerned	5-very concerned	Don't know
18-34	6.8%	6.8%	13.7%	20.5%	41.1%	11.0%
35-54	3.6%	6.2%	10.4%	31.6%	40.4%	7.8%
55 and over	1.9%	5.6%	5.6%	31.8%	51.9%	3.3%

	Do you feel that the government of Ontario is on the right track in limiting the use of neonics by 80% in an effort to save bees?		
	Yes	No	Don't know
Central	60.0%	30.0%	10.0%
Eastern	76.6%	7.8%	15.6%
Metro	80.7%	4.5%	14.8%
GTA	77.5%	16.3%	6.3%
Niagara / Hamilton	78.8%	11.3%	10.0%
Southwest	85.4%	6.3%	8.3%
North	62.5%	25.0%	12.5%

	Do you feel that the government of Ontario is on the right track in limiting the use of neonics by 80% in an effort to save bees?		
	Yes	No	Don't know
Liberal	85.4%	5.7%	8.9%
NDP	80.0%	5.5%	14.5%
PC	81.1%	10.5%	8.4%
Green	100.0%		

	Do you feel that the government of Ontario is on the right track in limiting the use of neonics by 80% in an effort to save bees?		
	Yes	No	Don't know
Rural	78.4%	16.5%	5.1%
Urban	78.7%	8.4%	12.8%

	Do you feel that the government of Ontario is on the right track in limiting the use of neonics by 80% in an effort to save bees?		
	Yes	No	Don't know
Male	76.4%	13.0%	10.6%
Female	78.0%	11.0%	11.0%

	Do you feel that the government of Ontario is on the right track in limiting the use of neonics by 80% in an effort to save bees?		
	Yes	No	Don't know
18-34	78.1%	2.7%	19.2%
35-54	78.2%	8.8%	13.0%
55 and over	76.2%	17.8%	6.1%